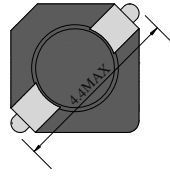
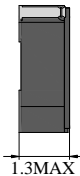
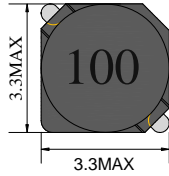


### PDRH2D11-Series


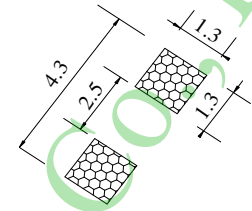
Inductance Range: 1.5μH~47μH

Temperature Range: -40℃~+105℃

#### DIMENSIONS(mm)



LAND PATTERNS(mm) CONSTRUCTION



#### FEATURES:

- ★Quantity / Reel: 3000PCS
- ★Small products, Quadrate 3.3mm Max, Height 1.3 mm Type.
- ★The use of carrier tape package for SMT reflow soldering process
- ★Widely use in DC-DC converter/LCD TV/Notebook/  
PDA/MP3 & MP4 player/Digital camera/DVD etc.
- ★Design to customer requirement

#### RoHS Compliant(SGS Certified Result)

Pb	Cd	Cr+6	PBBs	PBDEs
<1000ppm	ND	ND	ND	ND



#### Electrical Characteristics:

Part Number	Test Condition	Inductance (μH)	Tolerance (%)	D.C.R(mΩ) Max.	Rated Current(A)
PDRH2D11-1R5M,N	100KHz/1.0V	1.5	±20,±30	68	0.90
PDRH2D11-2R2M,N	100KHz/1.0V	2.2	±20,±30	98	0.78
PDRH2D11-3R3M,N	100KHz/1.0V	3.3	±20,±30	123	0.60
PDRH2D11-3R9M,N	100KHz/1.0V	3.9	±20,±30	150	0.58
PDRH2D11-4R7M,N	100KHz/1.0V	4.7	±20,±30	170	0.50
PDRH2D11-5R6M,N	100KHz/1.0V	5.6	±20,±30	216	0.48
PDRH2D11-6R8M,N	100KHz/1.0V	6.8	±20,±30	260	0.44
PDRH2D11-100M,N	100KHz/1.0V	10	±20,±30	400	0.35
PDRH2D11-220M,N	100KHz/1.0V	22	±20,±30	800	0.22
PDRH2D11-330M,N	100KHz/1.0V	33	±20,±30	1500	0.20
PDRH2D11-470M,N	100KHz/1.0V	47	±20,±30	2000	0.15

1. Inductance is measured with a LCR meter:HP4284A & 3532-50 or equivalent.
2. D.C .R is measured with a Digital Multimeter TH2512B or equivalent.
3. Rated Current: The rated current is the current at which the inductance decreases by 35% from the initial value or the temperature rise is  $\Delta T=40^{\circ}\text{C}$  ,whichever is smaller( $T_a=20^{\circ}\text{C}$ ).